



Round 3 - Phillip Island GP Circuit - September 3 & 4

BEARS : F1 & F2

Leg 1

Date: 03/09/22
 Event: R07
 Weather: Mostly cloudy - Temp: 12.5C
 Track: Dry - Temp: 21.1C

Started at: 15:25:16
 Laps: 4
 Starters: 26
 Printed at: 15:47

PROVISIONAL CLASSIFICATION

Pos	No	Name	Class	Machine	Laps	Race Time	Behind Leader	Behind Prev	Fastest Lap	On Lap	Top Speed
1	28	Joshua SODERLAND / Gowanloch Ducati / Soderland Mc Supplies / Dunlop	F1	Ducati V4 1100	4	6:52.958			1:40.609	2	288
2	78	Nathan SPITERI / Livson Racing	F1	BMW M RR 1000	4	6:53.090	.132	.132	1:40.224	2	278
3	22	Matthew EDWARDS / Finished Floors / Ricondi	F1	BMW S RR 1000	4	7:01.998	9.040	8.908	1:42.130	2	261
4	76	Paul VAN DER HEIDEN / Moto Adelaide	F1	BMW S RR 999	4	7:04.387	11.429	2.389	1:42.917	2	275
5	88	Mark MCGREGOR / Addicted to Track	F1	BMW S RR 1000	4	7:12.343	19.385	7.956	1:45.021	2	270
6	4A	Adrian PIERPOINT / Quadriant Developments	F1	Ducati P-gale 1299	4	7:13.887	20.929	1.544	1:45.553	4	264
7	268	John PRICE / BRT / Aunty Mal	F1	Ducati P-gale 1100	4	7:15.050	22.092	1.163	1:45.661	2	253
8	121	Andrew BURLEY / DucPen Specialists	F1	Ducati V4S 1100	4	7:15.089	22.131	.039	1:46.426	2	260
9	232	Jason CLIFF / JAC Pump Services	F1	BMW S RR 1000	4	7:23.536	30.578	8.447	1:48.112	2	253
10	45	John WILLIAMS / Moto Products / Aluma-Lite Racing	F1	BMW S RR 1000	4	7:24.129	31.171	.593	1:46.939	3	269
11	91	Herbert ZIEGELBOCK	F1	Aprilia RSV4 1109	4	7:24.450	31.492	.321	1:47.489	4	258
12	33	Allen MCGUIRE / Amac	F1	BMW S RR 1000	4	7:24.872	31.914	.422	1:49.511	2	267
13	75	Timothy HUNT / Assetnote	F2	Triumph Dayt. 675	4	7:33.686	40.728	8.814	1:50.849	2	240
14	40	Rick FITZSIMMONS / RL & MY Fitzsimmons Painters	F1	Ducati P-gale 1199	4	7:33.786	40.828	.100	1:49.546	2	244
15	19	Paul NILSEN / Broken Hill NSW	F2	Triumph Sp. Trip. 1050	4	7:34.340	41.382	.554	1:50.339	4	229
16	4	Stacey VAN WETERING / ABUS / LiquiMoly	F1	Aprilia RSV4 1000	4	7:34.555	41.597	.215	1:50.688	4	251
17	71	Scott CHAPMAN / Zenith Motorcycle Tours / Zenith Removals	F1	Ducati P-gale 1199	4	7:42.210	49.252	7.655	1:51.550	2	252
18	17A	James BERKLEY / Amazing Grazing Boards	F1	BMW S RR 1000	4	7:42.215	49.257	.005	1:53.296	2	262
19	58	Andrew LEE	F1	Aprilia RSV4 1000	4	7:42.894	49.936	.679	1:50.202	2	238
20	5	Philip BARTUSH / Kaneg MotoSport	F2	Ducati 916	4	7:47.607	54.649	4.713	1:54.323	2	225
21	48	Robert DAFF / Rotunda Racing	F2	Ducati 998	4	7:51.434	58.476	3.827	1:54.732	2	243
22	66	Ian GODWIN / Eclipse Car Care	F1	Aprilia Tuono 1100	4	7:52.784	59.826	1.350	1:54.109	2	224
23	67	Richard DRAPER / R A Draper Medical Services	F2	Aprilia RSV4 1000	4	8:04.520	1:11.562	11.736	1:58.146	4	191
24	955	Tom PALMAI	F2	Triumph Dayt. 765	4	8:10.025	1:17.067	5.505	1:59.926	4	207
25	39	Dean YAGAN	F2	KTM Duke 890	4	8:25.640	1:32.682	15.615	2:00.578	2	214
26	42	Dick LODGE / BLS Racing / The Rock Adventure Centre / Road & River Racing	F2	Buell R 1125	4	8:35.212	1:42.254	9.572	2:04.907	4	214

Fastest Lap was 1:40.224 by Nathan SPITERI


Current race lap record for BEARS_F12 class - 1:37.422 by John ALLEN (QLD) on a MV Agusta F4 1000 set on 16/11/08

***RACE REDUCED FROM 5 TO 4 LAPS DUE TO EARLIER TIME DELAYS ***

The results are provisional until the end of the time limit for protests and appeals.


Scott Laing
 Chief Timekeeper - Scott Laing

Tony Bolin
 Clerk of Course - Tony Bolin



COMPUTIME RACE TIMING SYSTEMS PTY LTD
www.computime.com.au

E-mail: scott@computime.com.au / Ph: 0418 17 13 17





Round 3 - Phillip Island GP Circuit - September 3 & 4
BEARS : F1 & F2

Date: 03/09/22
 Event: R07
 Weather: Mostly cloudy - Temp: 12.5C
 Track: Dry - Temp: 21.1C

Leg 1

Started at: 15:25:16
 Laps: 4
 Starters: 26
 Printed at: 15:47

PROVISIONAL LAP TIMES

No	Name	Lap 1	Lap 2	Lap 3	Lap 4
4	Stacey VAN WETERING	2:00.132	1:52.211	1:51.524	1:50.688
4A	Adrian PIERPOINT	1:54.974	1:47.449	1:45.911	1:45.553
5	Philip BARTUSH	2:02.789	1:54.323	1:55.926	1:54.569
17A	James BERKLEY	2:00.287	1:53.296	1:54.792	1:53.840
19	Paul NILSEN	1:58.342	1:52.219	1:53.440	1:50.339
22	Matthew EDWARDS	1:48.853	1:42.130	1:45.428	1:45.587
28	Joshua SODERLAND	1:47.186	1:40.609	1:41.876	1:43.287
33	Allen MCGUIRE	1:53.246	1:49.511	1:51.737	1:50.378
39	Dean YAGAN	2:07.125	2:00.578	2:09.355	2:08.582
40	Rick FITZSIMMONS	1:59.511	1:49.546	1:54.112	1:50.617
42	Dick LODGE	2:16.995	2:06.792	2:06.518	2:04.907
45	John WILLIAMS	2:00.263	1:48.861	1:46.939	1:48.066
48	Robert DAFF	2:04.560	1:54.732	1:57.067	1:55.075
58	Andrew LEE	2:00.221	1:50.202	1:57.769	1:54.702
66	Ian GODWIN	2:03.482	1:54.109	1:58.401	1:56.792
67	Richard DRAPER	2:07.423	1:59.266	1:59.685	1:58.146
71	Scott CHAPMAN	2:01.149	1:51.550	1:55.615	1:53.896
75	Timothy HUNT	1:58.039	1:50.849	1:53.843	1:50.955
76	Paul VAN DER HEIDEN	1:50.204	1:42.917	1:45.238	1:46.028
78	Nathan SPITERI	1:47.356	1:40.224	1:42.441	1:43.069
88	Mark MCGREGOR	1:53.379	1:45.021	1:46.338	1:47.605
91	Herbert ZIEGELBOCK	2:00.396	1:48.914	1:47.651	1:47.489
121	Andrew BURLEY	1:54.796	1:46.426	1:47.185	1:46.682
232	Jason CLIFF	1:56.176	1:48.112	1:50.331	1:48.917
268	John PRICE	1:54.661	1:45.661	1:47.863	1:46.865
955	Tom PALMAI	2:07.844	2:00.236	2:02.019	1:59.926

***RACE REDUCED FROM 5 TO 4 LAPS DUE TO EARLIER TIME DELAYS ***

The results are provisional until the end of the time limit for protests and appeals.


Scott Laing
 Chief Timekeeper - Scott Laing

Tony Bolin
 Clerk of Course - Tony Bolin



COMPUTIME RACE TIMING SYSTEMS PTY LTD
www.computime.com.au

E-mail: scott@computime.com.au / Ph: 0418 17 13 17





Round 3 - Phillip Island GP Circuit - September 3 & 4
BEARS : F1 & F2

Date: 03/09/22
 Event: R07
 Weather: Mostly cloudy - Temp: 12.5C
 Track: Dry - Temp: 21.1C

Leg 1


Started at: 15:25:16
 Laps: 4
 Starters: 26
 Printed at: 15:47

PROVISIONAL SPLIT TIMES

Lap	Split 1	Split 2	Split 3	Split 4	Lap Time	Spd	Lap	Split 1	Split 2	Split 3	Split 4	Lap Time	Spd
4 Stacey VAN WETERING (16th)							33 Allen MCGUIRE (12th)						
1	34.593	32.811	21.907	30.821	2:00.132	192	1	32.873	31.074	20.346	28.953	1:53.246	203
2	27.737	32.546	21.624	30.304	1:52.211	229	2	26.034	33.132	20.669	29.676	1:49.511	267
3	27.127	32.677	21.950	29.770	1:51.524	240	3	27.128	33.350	21.380	29.879	1:51.737	253
4	26.728	32.354	21.663	29.943	1:50.688	251	4	28.188	32.437	20.721	29.032	1:50.378	256
4A Adrian PIERPOINT (6th)							39 Dean YAGAN (25th)						
1	33.543	31.900	20.460	29.071	1:54.974	190	1	37.276	34.307	22.659	32.883	2:07.125	179
2	25.598	31.960	20.703	29.188	1:47.449	260	2	28.715	35.935	22.990	32.938	2:00.578	214
3	25.114	31.004	20.282	29.511	1:45.911	264	3	30.357	38.958	24.422	35.618	2:09.355	206
4	25.486	30.766	20.379	28.922	1:45.553	261	4	31.757	37.250	24.088	35.487	2:08.582	200
5 Philip BARTUSH (20th)							40 Rick FITZSIMMONS (14th)						
1	36.034	33.986	21.387	31.382	2:02.789	176	1	34.861	32.693	21.831	30.126	1:59.511	190
2	27.143	33.754	21.792	31.634	1:54.323	217	2	26.506	32.011	21.167	29.862	1:49.546	240
3	27.821	34.753	21.813	31.539	1:55.926	207	3	27.662	34.410	21.840	30.200	1:54.112	237
4	27.187	34.246	21.695	31.441	1:54.569	225	4	27.053	32.419	21.277	29.868	1:50.617	244
17A James BERKLEY (18th)							42 Dick LODGE (26th)						
1	35.169	33.505	21.312	30.301	2:00.287	213	1	39.901	37.791	24.382	34.921	2:16.995	157
2	26.846	34.710	21.087	30.653	1:53.296	262	2	31.352	36.637	24.230	34.573	2:06.792	208
3	27.801	34.915	21.633	30.443	1:54.792	253	3	31.247	36.856	24.014	34.401	2:06.518	213
4	29.220	33.701	21.023	29.896	1:53.840	241	4	30.717	35.827	23.860	34.503	2:04.907	214
19 Paul NILSEN (15th)							45 John WILLIAMS (10th)						
1	34.379	32.408	21.222	30.333	1:58.342	190	1	35.396	33.163	21.311	30.393	2:00.263	185
2	27.236	32.714	21.721	30.548	1:52.219	229	2	25.906	32.528	20.959	29.468	1:48.861	262
3	27.488	33.235	21.880	30.837	1:53.440	223	3	25.825	31.607	20.285	29.222	1:46.939	260
4	27.319	31.813	21.382	29.825	1:50.339	225	4	26.085	31.954	20.476	29.551	1:48.066	269
22 Matthew EDWARDS (3rd)							48 Robert DAFF (21th)						
1	30.688	30.317	19.591	28.257	1:48.853	211	1	36.969	34.108	21.743	31.740	2:04.560	176
2	24.295	29.524	19.607	28.704	1:42.130	260	2	27.838	33.458	21.788	31.648	1:54.732	243
3	25.079	30.651	20.445	29.253	1:45.428	261	3	28.459	34.651	22.171	31.786	1:57.067	232
4	25.281	30.617	20.402	29.287	1:45.587	256	4	28.107	34.062	21.583	31.323	1:55.075	220
28 Joshua SODERLAND (1st)							58 Andrew LEE (19th)						
1	30.248	29.693	19.521	27.724	1:47.186	205	1	35.028	32.949	21.597	30.647	2:00.221	196
2	24.112	29.255	19.375	27.867	1:40.609	284	2	26.992	32.726	21.090	29.394	1:50.202	238
3	24.345	30.351	19.505	27.675	1:41.876	288	3	27.470	36.084	22.456	31.759	1:57.769	225
4	26.034	29.928	19.511	27.814	1:43.287	283	4	29.112	33.691	21.365	30.534	1:54.702	235


Scott Laing
 Chief Timekeeper - Scott Laing

Tony Bolin
 Clerk of Course - Tony Bolin



COMPUTIME RACE TIMING SYSTEMS PTY LTD
www.computime.com.au

E-mail: scott@computime.com.au / Ph: 0418 17 13 17





Round 3 - Phillip Island GP Circuit - September 3 & 4
BEARS : F1 & F2

Leg 1

Date: 03/09/22
 Event: R07
 Weather: Mostly cloudy - Temp: 12.5C
 Track: Dry - Temp: 21.1C

Started at: 15:25:16
 Laps: 4
 Starters: 26
 Printed at: 15:47

PROVISIONAL SPLIT TIMES

Lap	Split 1	Split 2	Split 3	Split 4	Lap Time	Spd	Lap	Split 1	Split 2	Split 3	Split 4	Lap Time	Spd
66 Ian GODWIN (22th)							1	34.077	30.881	19.748	28.673	1:53.379	194
1	36.294	34.364	21.551	31.273	2:03.482	184	2	25.670	30.395	20.193	28.763	1:45.021	264
2	27.727	33.428	21.731	31.223	1:54.109	216	3	25.341	31.205	20.736	29.056	1:46.338	270
3	28.149	35.338	22.597	32.317	1:58.401	201	4	26.126	31.406	20.815	29.258	1:47.605	265
4	28.006	34.979	22.113	31.694	1:56.792	224							
91 Herbert ZIEGELBOCK (11th)							1	35.692	33.205	21.350	30.149	2:00.396	187
1	37.582	34.544	22.153	33.144	2:07.423	167	2	26.864	31.660	21.117	29.273	1:48.914	248
2	29.087	34.768	22.428	32.983	1:59.266	191	3	25.989	31.748	20.616	29.298	1:47.651	255
3	29.339	34.872	22.435	33.039	1:59.685	184	4	25.880	32.050	20.632	28.927	1:47.489	258
4	29.069	33.994	22.236	32.847	1:58.146	181							
71 Scott CHAPMAN (17th)							1	33.381	31.813	20.508	29.094	1:54.796	208
1	36.350	33.217	21.253	30.329	2:01.149	196	2	25.605	31.175	20.550	29.096	1:46.426	260
2	26.963	33.077	21.198	30.312	1:51.550	249	3	26.048	31.724	20.445	28.968	1:47.185	244
3	27.064	34.425	22.387	31.739	1:55.615	252	4	26.144	30.666	20.822	29.050	1:46.682	233
4	29.295	32.957	21.203	30.441	1:53.896	230							
75 Timothy HUNT (13th)							1	33.308	32.642	20.983	29.243	1:56.176	189
1	34.066	32.392	21.116	30.465	1:58.039	193	2	25.902	32.011	20.821	29.378	1:48.112	253
2	26.591	32.426	21.250	30.582	1:50.849	235	3	26.357	32.737	21.491	29.746	1:50.331	238
3	27.803	34.417	21.028	30.595	1:53.843	225	4	26.861	32.088	20.651	29.317	1:48.917	245
4	27.128	32.175	21.239	30.413	1:50.955	240							
232 Jason CLIFF (9th)							1	32.972	31.656	20.539	29.494	1:54.661	207
1	31.535	30.319	20.026	28.324	1:50.204	204	2	25.425	31.051	20.046	29.139	1:45.661	253
2	24.426	30.440	19.664	28.387	1:42.917	275	3	26.166	31.697	20.364	29.636	1:47.863	252
3	25.193	30.689	20.242	29.114	1:45.238	275	4	26.157	31.130	20.312	29.266	1:46.865	249
4	25.950	30.697	20.374	29.007	1:46.028	271							
268 John PRICE (7th)							1	38.141	34.640	22.763	32.300	2:07.844	174
1	30.953	29.467	19.416	27.520	1:47.356	204	2	28.453	35.824	23.142	32.817	2:00.236	207
2	24.239	29.198	19.185	27.602	1:40.224	276	3	29.963	35.523	22.669	33.864	2:02.019	196
3	24.906	30.178	19.579	27.778	1:42.441	273	4	29.014	34.286	23.424	33.202	1:59.926	205
4	25.615	30.196	19.586	27.672	1:43.069	278							
88 Mark MCGREGOR (5th)													

***RACE REDUCED FROM 5 TO 4 LAPS DUE TO EARLIER TIME DELAYS ***

The results are provisional until the end of the time limit for protests and appeals.


Scott Laing
 Chief Timekeeper - Scott Laing

Tony Bolin
 Clerk of Course - Tony Bolin



COMPUTIME RACE TIMING SYSTEMS PTY LTD
www.computime.com.au

E-mail: scott@computime.com.au / Ph: 0418 17 13 17





Round 3 - Phillip Island GP Circuit - September 3 & 4
BEARS : F1 & F2

Leg 1

Date: 03/09/22
 Event: R07
 Weather: Mostly cloudy - Temp: 12.5C
 Track: Dry - Temp: 21.1C

Started at: 15:25:16
 Laps: 4
 Starters: 26
 Printed at: 15:47

PROVISIONAL FASTEST LAPS SEQUENCE


Lap	Race Pos	No	Name	Machine	Fastest Lap	On Lap
1	1	28	Joshua SODERLAND	Ducati V4 1100	1:47.186	1
2	1	78	Nathan SPITERI	BMW M RR 1000	1:40.224	2

***RACE REDUCED FROM 5 TO 4 LAPS DUE TO EARLIER TIME DELAYS ***

The results are provisional until the end of the time limit for protests and appeals.


Scott Laing
 Chief Timekeeper - Scott Laing

Tony Bolin
 Clerk of Course - Tony Bolin



COMPUTIME RACE TIMING SYSTEMS PTY LTD
www.computime.com.au

E-mail: scott@computime.com.au / Ph: 0418 17 13 17





Round 3 - Phillip Island GP Circuit - September 3 & 4
BEARS : F1 & F2

Leg 1

Started at: 15:25:16
 Laps: 4
 Starters: 26
 Printed at: 15:47

Date: 03/09/22
 Event: R07
 Weather: Mostly cloudy - Temp: 12.5C
 Track: Dry - Temp: 21.1C

PROVISIONAL LAP SHEET


No	Lap Time	Gap	No	Lap Time	Gap	No	Lap Time	Gap	No	Lap Time	Gap
Lap 1			28	1:40.609	.215	88	1:46.338	15.067	121	1:46.682	22.131
28	1:47.186		22	1:42.130	3.403	268	1:47.863	18.514	232	1:48.917	30.578
78	1:47.356	.170	76	1:42.917	5.541	4A	1:45.911	18.663	45	1:48.066	31.171
22	1:48.853	1.667	88	1:45.021	10.820	121	1:47.185	18.736	91	1:47.489	31.492
76	1:50.204	3.018	268	1:45.661	12.742	33	1:51.737	24.823	33	1:50.378	31.914
33	1:53.246	6.060	121	1:46.426	13.642	232	1:50.331	24.948	75	1:50.955	40.728
88	1:53.379	6.193	4A	1:47.449	14.843	45	1:46.939	26.392	40	1:50.617	40.828
268	1:54.661	7.475	33	1:49.511	15.177	91	1:47.651	27.290	19	1:50.339	41.382
121	1:54.796	7.610	232	1:48.112	16.708	75	1:53.843	33.060	4	1:50.688	41.597
4A	1:54.974	7.788	75	1:50.849	21.308	40	1:54.112	33.498	71	1:53.896	49.252
232	1:56.176	8.990	40	1:49.546	21.477	4	1:51.524	34.196	17A	1:53.840	49.257
75	1:58.039	10.853	45	1:48.861	21.544	19	1:53.440	34.330	58	1:54.702	49.936
19	1:58.342	11.156	91	1:48.914	21.730	58	1:57.769	38.521	5	1:54.569	54.649
40	1:59.511	12.325	58	1:50.202	22.843	71	1:55.615	38.643	48	1:55.075	58.476
4	2:00.132	12.946	19	1:52.219	22.981	17A	1:54.792	38.704	66	1:56.792	59.826
58	2:00.221	13.035	4	1:52.211	24.763	5	1:55.926	43.367	67	1:58.146	1:11.56
45	2:00.263	13.077	71	1:51.550	25.119	66	1:58.401	46.321	955	1:59.926	1:17.06
17A	2:00.287	13.101	17A	1:53.296	26.003	48	1:57.067	46.688	39	2:08.582	1:32.68
91	2:00.396	13.210	5	1:54.323	29.532	67	1:59.685	56.703	42	2:04.907	1:42.25
71	2:01.149	13.963	66	1:54.109	30.011	955	2:02.019	1:00.42			
5	2:02.789	15.603	48	1:54.732	31.712	39	2:09.355	1:07.38			
66	2:03.482	16.296	67	1:59.266	39.109	42	2:06.518	1:20.63			
48	2:04.560	17.374	39	2:00.578	40.123						
39	2:07.125	19.939	955	2:00.236	40.500	Lap 4					
67	2:07.423	20.237	42	2:06.792	56.207	28	1:43.287				
955	2:07.844	20.658	Lap 3			78	1:43.069	.132			
42	2:16.995	29.809	28	1:41.876		22	1:45.587	9.040			
Lap 2			78	1:42.441	.350	76	1:46.028	11.429			
78	1:40.224		22	1:45.428	6.740	88	1:47.605	19.385			
			76	1:45.238	8.688	4A	1:45.553	20.929			
						268	1:46.865	22.092			

***RACE REDUCED FROM 5 TO 4 LAPS DUE TO EARLIER TIME DELAYS ***

The results are provisional until the end of the time limit for protests and appeals.


Scott Laing
 Chief Timekeeper - Scott Laing

Tony Bolin
 Clerk of Course - Tony Bolin



COMPUTIME RACE TIMING SYSTEMS PTY LTD
www.computime.com.au

E-mail: scott@computime.com.au / Ph: 0418 17 13 17





Round 3 - Phillip Island GP Circuit - September 3 & 4

BEARS : F1 & F2

Leg 1

Date: 03/09/22
 Event: R07
 Weather: Mostly cloudy - Temp: 12.5C
 Track: Dry - Temp: 21.1C

Started at: 15:25:16
 Laps: 4
 Starters: 26
 Printed at: 15:47

PROVISIONAL LAP CHART


Name	Grid	1	2	3	4	Name
N. SPITERI	70	22	70	22	23	J. SODERLAND
J. SODERLAND	28	78	28	78	78	N. SPITERI
M. EDWARDS	22	22	22	22	22	M. EDWARDS
A. MCGUIRE	33	76	76	76	76	P. VAN DER HEIDEN
R. FITZSIMMONS	40	33	88	88	88	M. MCGREGOR
J. CLIFF	232	88	268	268	4A	A. PIERPOINT
P. VAN DER HEIDEN	76	268	121	4A	268	J. PRICE
A. BURLEY	121	121	4A	121	121	A. BURLEY
M. MCGREGOR	88	4A	33	33	232	J. CLIFF
P. NILSEN	19	232	232	232	45	J. WILLIAMS
A. PIERPOINT	4A	75	75	45	91	H. ZIEGELBOCK
N. HILLMAN	83	19	40	91	33	A. MCGUIRE
P. BARTUSH	5	40	45	75	75	T. HUNT
T. HUNT	75	4	91	40	40	R. FITZSIMMONS
J. PRICE	268	58	58	4	19	P. NILSEN
R. DAFF	48	45	19	19	4	S. VAN WETERING
H. ZIEGELBOCK	91	17A	4	58	71	S. CHAPMAN
S. VAN WETERING	4	91	71	71	17A	J. BERKLEY
M. BURNS	98	71	17A	17A	58	A. LEE
B. BEATON	86	5	5	5	5	P. BARTUSH
J. WILLIAMS	45	66	66	66	48	R. DAFF
I. GODWIN	66	48	48	48	66	I. GODWIN
R. DRAPER	67	39	67	67	67	R. DRAPER
S. IRWIN	90	67	39	955	955	T. PALMAI
T. PALMAI	955	955	955	39	39	D. YAGAN
A. LEE	58	42	42	42	42	D. LODGE
S. CHAPMAN	71					

***RACE REDUCED FROM 5 TO 4 LAPS DUE TO EARLIER TIME DELAYS ***

The results are provisional until the end of the time limit for protests and appeals.


Scott Laing
 Chief Timekeeper - Scott Laing

Tony Bolin
 Clerk of Course - Tony Bolin



COMPUTIME RACE TIMING SYSTEMS PTY LTD
www.computime.com.au

E-mail: scott@computime.com.au / Ph: 0418 17 13 17





Round 3 - Phillip Island GP Circuit - September 3 & 4
BEARS : F1 & F2

Leg 1

Date: 03/09/22
 Event: R07
 Weather: Mostly cloudy - Temp: 12.5C
 Track: Dry - Temp: 21.1C

Started at: 15:25:16
 Laps: 4
 Starters: 26
 Printed at: 15:47

PROVISIONAL BEST PARTIAL TIMES


Pos	Split 1		Split 2		Split 3		Split 4		LAP		Ideal	Fastest
	Name	Time	Name	Time	Name	Time	Name	Time	Name	Time		
1	J. SODERLAN	24.112	N. SPITERI	29.198	N. SPITERI	19.185	N. SPITERI	27.520	N. SPITERI	1:40.142	1:40.224	
2	N. SPITERI	24.239	J. SODERLAN	29.255	J. SODERLAN	19.375	J. SODERLAN	27.675	J. SODERLAN	1:40.417	1:40.609	
3	M. EDWARDS	24.295	M. EDWARDS	29.524	M. EDWARDS	19.591	M. EDWARDS	28.257	M. EDWARDS	1:41.667	1:42.130	
4	P. VAN DER H	24.426	P. VAN DER H	30.319	P. VAN DER H	19.664	P. VAN DER H	28.324	P. VAN DER H	1:42.733	1:42.917	
5	A. PIERPOINT	25.114	M. MCGREGO	30.395	M. MCGREGO	19.748	M. MCGREGO	28.673	M. MCGREGO	1:44.157	1:45.021	
6	M. MCGREGO	25.341	A. BURLEY	30.666	J. PRICE	20.046	A. PIERPOINT	28.922	A. PIERPOINT	1:45.084	1:45.553	
7	J. PRICE	25.425	A. PIERPOINT	30.766	A. PIERPOINT	20.282	H. ZIEGELBO	28.927	J. PRICE	1:45.661	1:45.661	
8	A. BURLEY	25.605	J. PRICE	31.051	J. WILLIAMS	20.285	A. MCGUIRE	28.953	A. BURLEY	1:45.684	1:46.426	
9	J. WILLIAMS	25.825	A. MCGUIRE	31.074	A. MCGUIRE	20.346	A. BURLEY	28.968	A. MCGUIRE	1:46.407	1:49.511	
10	H. ZIEGELBO	25.880	J. WILLIAMS	31.607	A. BURLEY	20.445	J. PRICE	29.139	J. WILLIAMS	1:46.939	1:46.939	
11	J. CLIFF	25.902	H. ZIEGELBO	31.660	H. ZIEGELBO	20.616	J. WILLIAMS	29.222	H. ZIEGELBO	1:47.083	1:47.489	
12	A. MCGUIRE	26.034	P. NILSEN	31.813	J. CLIFF	20.651	J. CLIFF	29.243	J. CLIFF	1:47.807	1:48.112	
13	R. FITZSIMMO	26.506	J. CLIFF	32.011	J. BERKLEY	21.023	A. LEE	29.394	R. FITZSIMMO	1:49.546	1:49.546	
14	T. HUNT	26.591	R. FITZSIMMO	32.011	T. HUNT	21.028	S. VAN WETE	29.770	P. NILSEN	1:50.096	1:50.339	
15	S. VAN WETE	26.728	T. HUNT	32.175	A. LEE	21.090	P. NILSEN	29.825	A. LEE	1:50.202	1:50.202	
16	J. BERKLEY	26.846	S. VAN WETE	32.354	R. FITZSIMMO	21.167	R. FITZSIMMO	29.862	T. HUNT	1:50.207	1:50.849	
17	S. CHAPMAN	26.963	A. LEE	32.726	S. CHAPMAN	21.198	J. BERKLEY	29.896	S. VAN WETE	1:50.476	1:50.688	
18	A. LEE	26.992	S. CHAPMAN	32.957	P. NILSEN	21.222	S. CHAPMAN	30.312	J. BERKLEY	1:51.270	1:53.296	
19	P. BARTUSH	27.143	I. GODWIN	33.428	P. BARTUSH	21.387	T. HUNT	30.413	S. CHAPMAN	1:51.430	1:51.550	
20	P. NILSEN	27.236	R. DAFF	33.458	I. GODWIN	21.551	I. GODWIN	31.223	P. BARTUSH	1:53.666	1:54.323	
21	I. GODWIN	27.727	J. BERKLEY	33.505	R. DAFF	21.583	R. DAFF	31.323	I. GODWIN	1:53.929	1:54.109	
22	R. DAFF	27.838	P. BARTUSH	33.754	S. VAN WETE	21.624	P. BARTUSH	31.382	R. DAFF	1:54.202	1:54.732	
23	T. PALMAI	28.453	R. DRAPER	33.994	R. DRAPER	22.153	T. PALMAI	32.300	T. PALMAI	1:57.708	1:59.926	
24	D. YAGAN	28.715	T. PALMAI	34.286	D. YAGAN	22.659	R. DRAPER	32.847	R. DRAPER	1:58.063	1:58.146	
25	R. DRAPER	29.069	D. YAGAN	34.307	T. PALMAI	22.669	D. YAGAN	32.883	D. YAGAN	1:58.564	2:00.578	
26	D. LODGE	30.717	D. LODGE	35.827	D. LODGE	23.860	D. LODGE	34.401	D. LODGE	2:04.805	2:04.907	

***RACE REDUCED FROM 5 TO 4 LAPS DUE TO EARLIER TIME DELAYS ***

The results are provisional until the end of the time limit for protests and appeals.


Scott Laing
 Chief Timekeeper - Scott Laing

Tony Bolin
 Clerk of Course - Tony Bolin



COMPUTIME RACE TIMING SYSTEMS PTY LTD
www.computime.com.au

E-mail: scott@computime.com.au / Ph: 0418 17 13 17





Round 3 - Phillip Island GP Circuit - September 3 & 4

BEARS : F1 & F2

LEG 2 (Event 13)

Date: 03/09/22
Event: R07
Weather: Mostly cloudy - Temp: 12.5C
Track: Dry - Temp: 21.1C

Started at: 15:25:16
Laps: 4
Starters: 26
Printed at: 15:47


PROVISIONAL GRID SHEET



Table with 9 rows and 3 columns of rider data. Each row contains a position number in a flag, a box with rider number and name, and a box with rider number and time. Row 1: 1. 28 J. SODERLAND 6:52.958, 2. 78 N. SPITERI 6:53.090, 3. 22 M. EDWARDS 7:01.998. Row 2: 4. 76 P. VAN DER HEI 7:04.387, 5. 88 M. MCGREGOR 7:12.343, 6. 4A A. PIERPOINT 7:13.887. Row 3: 7. 268 J. PRICE 7:15.050, 8. 121 A. BURLEY 7:15.089, 9. 232 J. CLIFF 7:23.536. Row 4: 10. 45 J. WILLIAMS 7:24.129, 11. 91 H. ZIEGELBOCK 7:24.450, 12. 33 A. MCGUIRE 7:24.872. Row 5: 13. 75 T. HUNT 7:33.686, 14. 40 R. FITZSIMMON 7:33.786, 15. 19 P. NILSEN 7:34.340. Row 6: 16. 4 S. VAN WETERIN 7:34.555, 17. 71 S. CHAPMAN 7:42.210, 18. 17A J. BERKLEY 7:42.215. Row 7: 19. 58 A. LEE 7:42.894, 20. 5 P. BARTUSH 7:47.607, 21. 48 R. DAFF 7:51.434. Row 8: 22. 66 I. GODWIN 7:52.784, 23. 67 R. DRAPER 8:04.520, 24. 955 T. PALMAI 8:10.025. Row 9: 25. 39 D. YAGAN 8:25.640, 26. 42 D. LODGE 8:35.212.


Handwritten signature of Scott Laing
Chief Timekeeper - Scott Laing

Handwritten signature of Tony Bolin
Clerk of Course - Tony Bolin



COMPUTIME RACE TIMING SYSTEMS PTY LTD
www.computime.com.au

E-mail: scott@computime.com.au / Ph: 0418 17 13 17





Round 3 - Phillip Island GP Circuit - September 3 & 4

BEARS : F1 & F2

LEG 2 (Event 13)

Date: 03/09/22
Event: R07
Weather: Mostly cloudy - Temp: 12.5C
Track: Dry - Temp: 21.1C

Started at: 15:25:16
Laps: 4
Starters: 26
Printed at: 15:47


PROVISIONAL GRID SHEET

Table with 3 columns: Rider Number, Rider Name, and Time. Rows include riders like D. Lodge, D. Yagan, T. Palmai, R. Draper, I. Godwin, R. Daff, P. Bartush, A. Lee, J. Berkley, S. Chapman, S. Van Weterin, P. Nilsen, R. Fitzsimmon, T. Hunt, A. McGuire, H. Ziegelbock, J. Williams, J. Cliff, A. Burley, J. Price, A. Pierpoint, M. McGregor, P. Van Der Hei, M. Edwards, N. Spiteri, and J. Soderland.




Signature of Scott Laing
Chief Timekeeper - Scott Laing

Signature of Tony Bolin
Clerk of Course - Tony Bolin



COMPUTIME RACE TIMING SYSTEMS PTY LTD
www.computime.com.au

E-mail: scott@computime.com.au / Ph: 0418 17 13 17





Round 3 - Phillip Island GP Circuit - September 3 & 4
BEARS F1 & F2

PROVISIONAL PROGRESSIVE ROUND POINTS

BEARS - FORMULA 1


Pos	No	Name	Rnd 3 Race 1	Total
1	28	Joshua SODERLAND	25	25
2	78	Nathan SPITERI	20	20
3	22	Matthew EDWARDS	18	18
4	76	Paul VAN DER HEIDEN	17	17
5	88	Mark MCGREGOR	16	16
6	4A	Adrian PIERPOINT	15	15
7	268	John PRICE	14	14
8	121	Andrew BURLEY	13	13
9	232	Jason CLIFF	12	12
10	45	John WILLIAMS	11	11
11	91	Herbert ZIEGELBOCK	10	10
12	33	Allen MCGUIRE	9	9
13	40	Rick FITZSIMMONS	8	8
14	4	Stacey VAN WETERING	7	7
15	71	Scott CHAPMAN	6	6
16	17A	James BERKLEY	5	5
17	58	Andrew LEE	4	4
18	66	Ian GODWIN	3	3

BEARS - FORMULA 2

Pos	No	Name	Rnd 3 Race 1	Total
1	75	Timothy HUNT	25	25
2	19	Paul NILSEN	20	20
3	5	Philip BARTUSH	18	18
4	48	Robert DAFF	17	17
5	67	Richard DRAPER	16	16
6	955	Tom PALMAI	15	15
7	39	Dean YAGAN	14	14
8	42	Dick LODGE	13	13


Scott Laing
 Chief Timekeeper - Scott Laing

Tony Bolin
 Clerk of Course - Tony Bolin



COMPUTIME RACE TIMING SYSTEMS PTY LTD
www.computime.com.au

E-mail: scott@computime.com.au / Ph: 0418 17 13 17





Round 3 - Phillip Island GP Circuit - September 3 & 4
BEARS F1 & F2

PROVISIONAL PROGRESSIVE SERIES POINTS

BEARS - FORMULA 1


Pos	No	Name	Rnd 1 B/ford	Rnd 2 Wint	Rnd 3 Race 1	Total
1		Allen McGUIRE	95	83		178
2		Douglas HALL	68	93		161
3		Robert DAFF		76		76
4		Scott TUDDENHAM	76			76
5	40	Rick FITZSIMMONS	63		8	71
6		Richard MARROCCINI	34			34
7	28	Joshua SODERLAND			25	25
8	78	Nathan SPITERI			20	20
9	22	Matthew EDWARDS			18	18
10	76	Paul VAN DER HEIDEN			17	17
11	88	Mark MCGREGOR			16	16
12	4A	Adrian PIERPOINT			15	15
13	268	John PRICE			14	14
14	121	Andrew BURLEY			13	13
15	232	Jason CLIFF			12	12
16	45	John WILLIAMS			11	11
17	91	Herbert ZIEGELBOCK			10	10
18	33	Allen MCGUIRE			9	9
19	4	Stacey VAN WETERING			7	7
20	71	Scott CHAPMAN			6	6
21	17A	James BERKLEY			5	5
22	58	Andrew LEE			4	4
23	66	Ian GODWIN			3	3

BEARS - FORMULA 2

Pos	No	Name	Rnd 1 B/ford	Rnd 2 Wint	Rnd 3 Race 1	Total
1	19	Paul NILSEN	100	50	20	170
2	5	Philip BARTUSH	58	88	18	164
3	42	Dick LODGE	74	74	13	161
4	39	Dean YAGAN	34	40	14	88
5	48	Robert DAFF	20		17	37
6	75	Timothy HUNT			25	25
7	67	Richard DRAPER			16	16
8	955	Tom PALMAI			15	15

Scott Laing
 Chief Timekeeper - Scott Laing

Tony Bolin
 Clerk of Course - Tony Bolin



COMPUTIME RACE TIMING SYSTEMS PTY LTD
www.computime.com.au

E-mail: scott@computime.com.au / Ph: 0418 17 13 17

